



The CottonInfo Moisture Manager

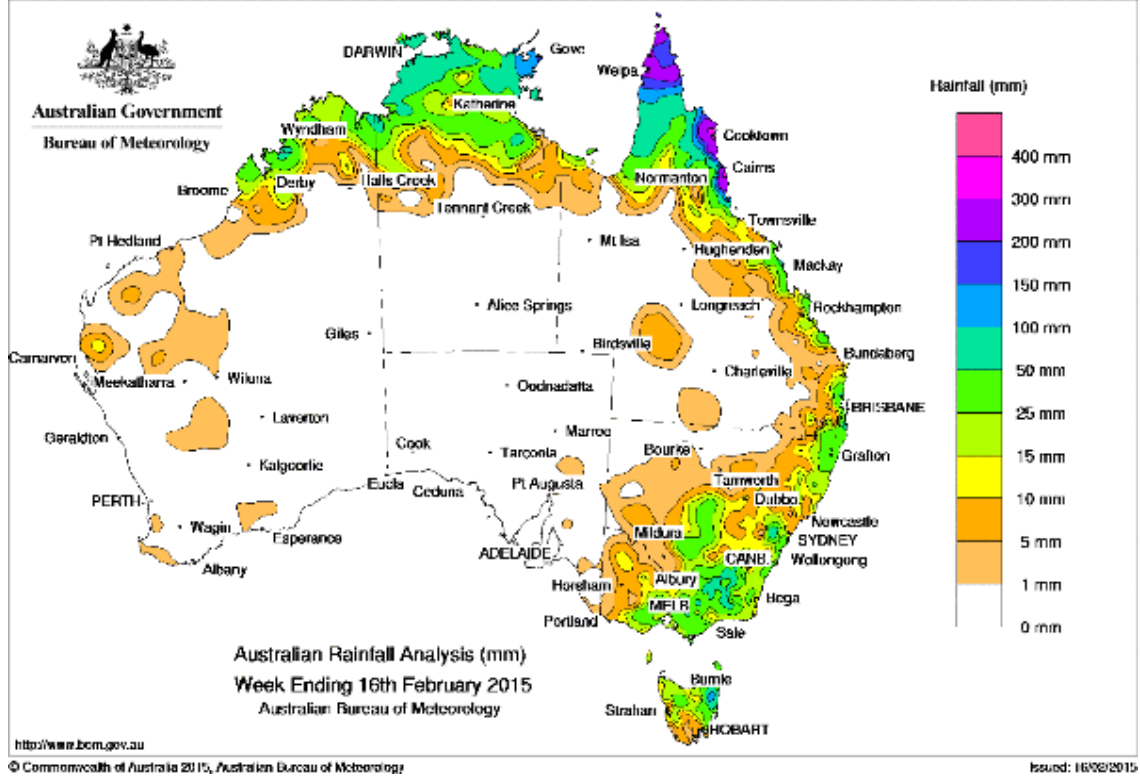
In this edition:

- [Latest weather and climate news](#)
- [Australian rainfall totals \(for the week ending 16 Feb\)](#)
- [Summary of climate indicators](#)
- [Rainfall and temperature guidance summary](#)
- [Madden-Julian Oscillation \(MJO\)](#)
- [Cyclone watch](#)

Latest weather and climate news

- Developing Tropical Cyclone Lam 'watch' alert has been officially declared for a system in the Gulf of Carpentaria/Coral Sea region.
- High temperatures favoured for the remainder of February, particularly in NSW.
- The MJO is currently inactive. International models surveyed show the MJO is unlikely to re-enter the Australian region in February.
- Some multi-week models predict storm rain events in the last week of February and first week in March.
- Broad atmospheric conditions favouring below average rainfall for the approaching cotton picking period with the SOI and upper atmospheric indicators entrenched in negative phases.

Australian rainfall totals (for the week ending 16 Feb)



Summary of climate indicators

For more information on what the climatic indicators mean, [click here](#).

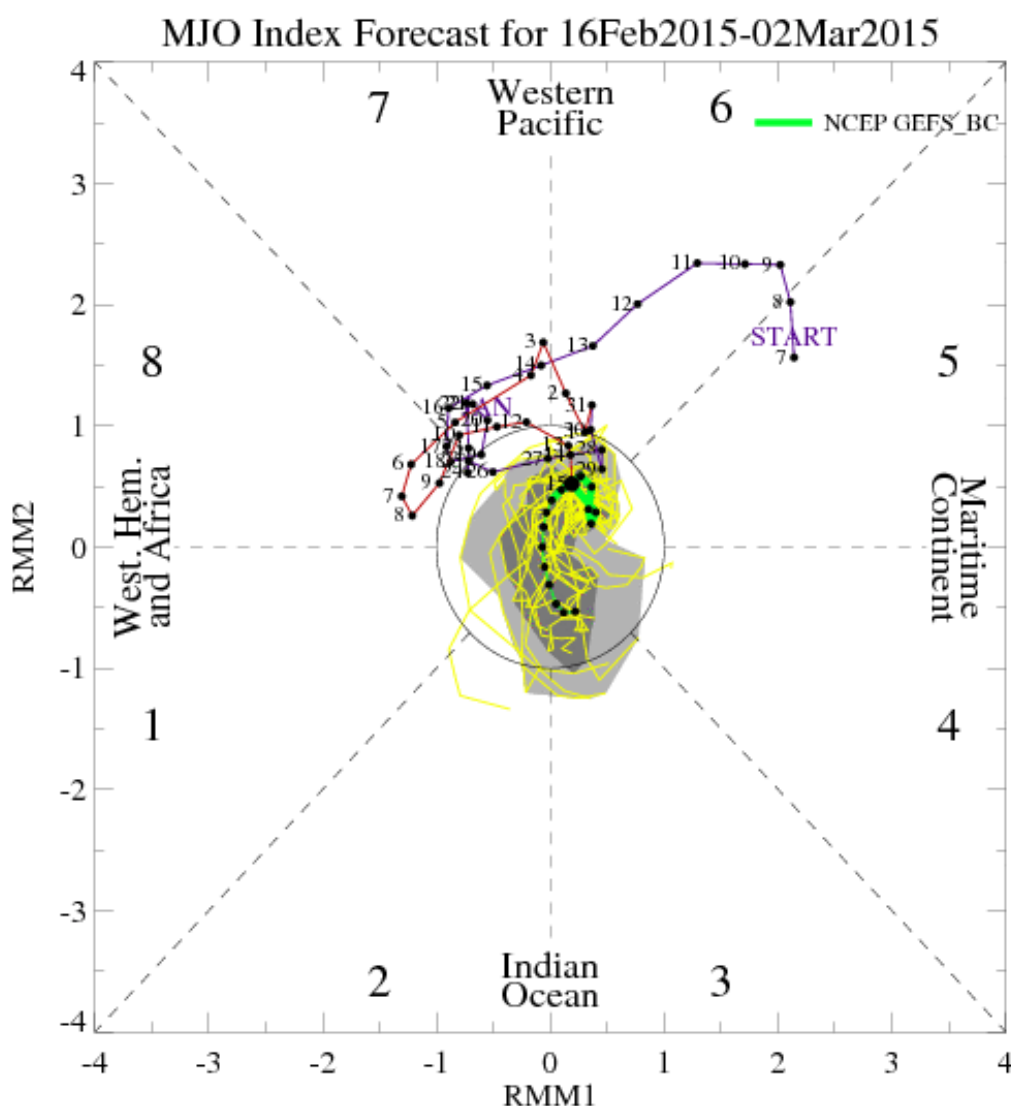
Measure	Indicator	Current Status	Forecast Trend
Sea Surface Temperature Indices 	Pacific Ocean – Niño 3.4	+0.2	 Neutral
	Pacific Ocean – Composite Index	+0.6	 Neutral
	Indian Ocean	-0.2	 Neutral/Wet
Mean Sea Level Air Pressure 	Southern Oscillation Index	-11	 Dry
	Southern Annular Mode	+2	 Wet
Tasman Sea Upper Atmospheric Air Pressure 	Blocking	0	 Dry

Rainfall and temperature guidance summary

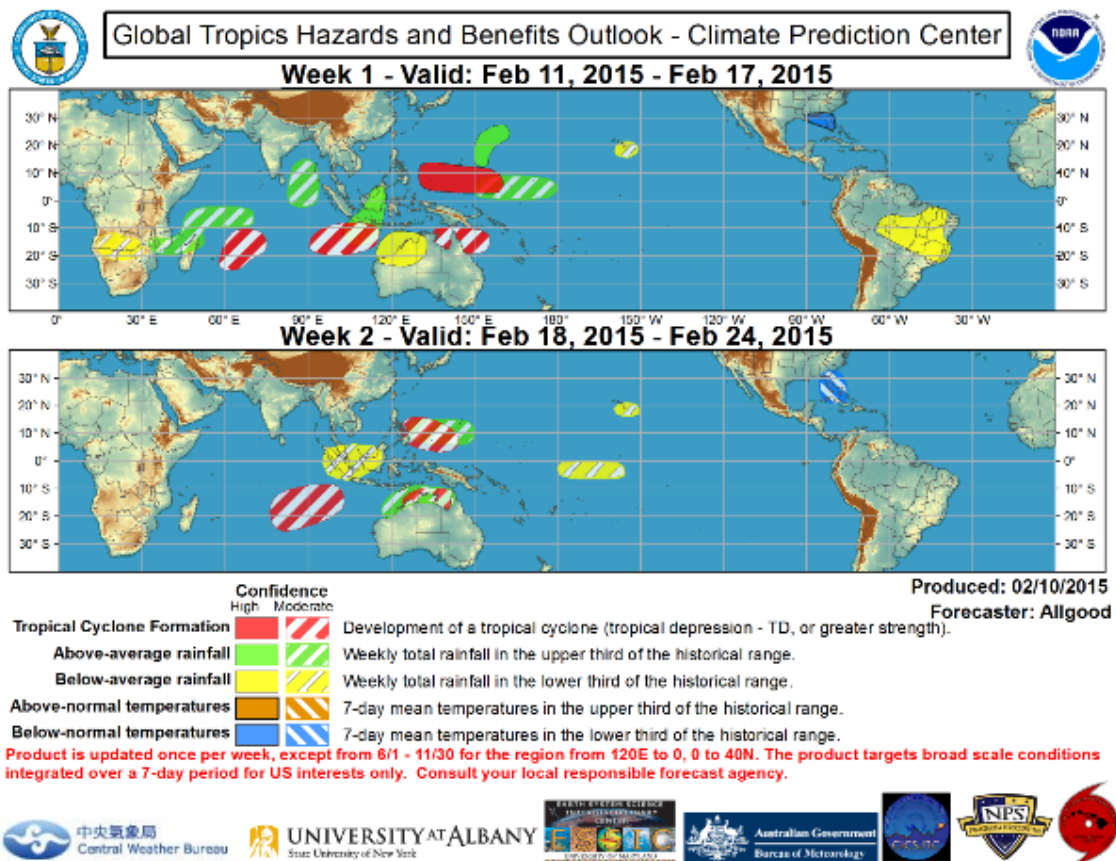
Source	Model Released	Temperature Forecast	Precipitation Outlook
BOM Extreme Heat Model	15 Feb	Moderate heat predicted: NSW: 19 Feb-4 Mar	N/A
POAMA Multi-week(BOM)	15 Feb	Average to slightly above	Below average rain out to 11 March
Japan Met Assoc.	13 Feb	Heat cell for inland areas end Feb	Easterly rain event: end Feb Rain event 1 st week in March
Beijing Climate Centre	16 Feb	Average to slightly above	Decent rain event for NSW: 27 Feb-6 th Mar
NCEP 16-Day	17 Feb	N/A	Storm Rain 26 Feb-3 rd March D.Downs & Nthn NSW

Madden-Julian Oscillation (MJO)

Tracking the path of the MJO can assist in timely changes in weather patterns during the Australian monsoon. The following chart from the United States National Prediction Center shows the MJO forecast to be **INACTIVE** for the remainder of February (forecast green line staying inside the circle). The Australian region is represented by phases 5 and 6. International models monitor the path of the next MJO wave and can be viewed [here](#).



A cyclone “watch” has been issued for parts of the northern Territory and the Gulf of Carpentaria overnight for Tropical Cyclone Lam. The chart below illustrates the rating on the Australian region and the probability of Tropical Cyclone formation over the coming two week period. Bureau of Meteorology Tropical Cyclone warnings can be found [here](#).



Share
 Tweet
 Forward

is a joint initiative of



Copyright © 2015 CottonInfo, All rights reserved.

[unsubscribe from this list](#) [update subscription preferences](#)

Before relying on the material in any important matter, users should carefully evaluate its accuracy, currency, completeness and relevance for their purposes, and should obtain any appropriate professional advice relevant to their particular circumstances. Header photo courtesy Cotton Australia and Jamie Condon.