

CottonInfo: Moisture Manager, 10 August

[View this email in your browser](#)

## The CottonInfo Moisture Manager

In this edition:

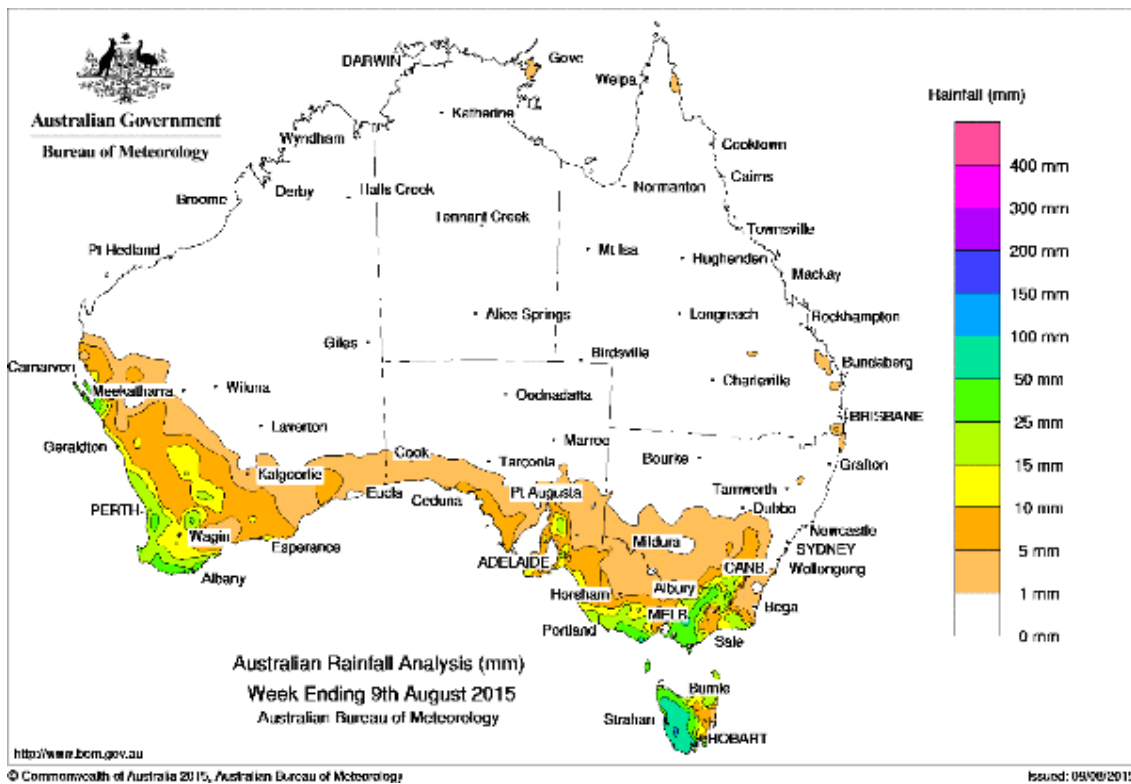
- [Latest weather and climate news](#)
- [Australian rainfall totals \(week ending 9 August 2015\)](#)
- [Summary of climate indicators](#)
- [Rainfall and temperature guidance summary](#)
- [Normalised Difference Vegetation Index \(NDVI\):](#)
- [General circulation model seasonal \(3 monthly\) outlook:](#)
- [CSIRO AWAP soil moisture anomaly:](#)

---

### Latest weather and climate news

- Isolated patchy falls predicted for the remainder of August with a drier tone entering multi-week rain models.
  - Average temperatures look set to continue for most cotton growing areas over the next four weeks.
  - Atmospheric indicators affecting eastern Australian rainfall have deteriorated in the last fortnight. A strongly negative SOI (-18) and neutral Southern Annular Mode currently hampering moisture circulation and rainfall activation.
  - Seasonal General Circulation Model output for the Aug-Sept period aligned for reduced chance of above median rainfall in northern growing areas and warmer than normal temperatures throughout.
  - CSIRO soil water maps showing adequate topsoil moisture and average subsoil moisture for most growing areas.
-

# Australian rainfall totals (week ending 9 August 2015)



## Summary of climate indicators

For more information on what the climatic indicators mean, [click here](#).

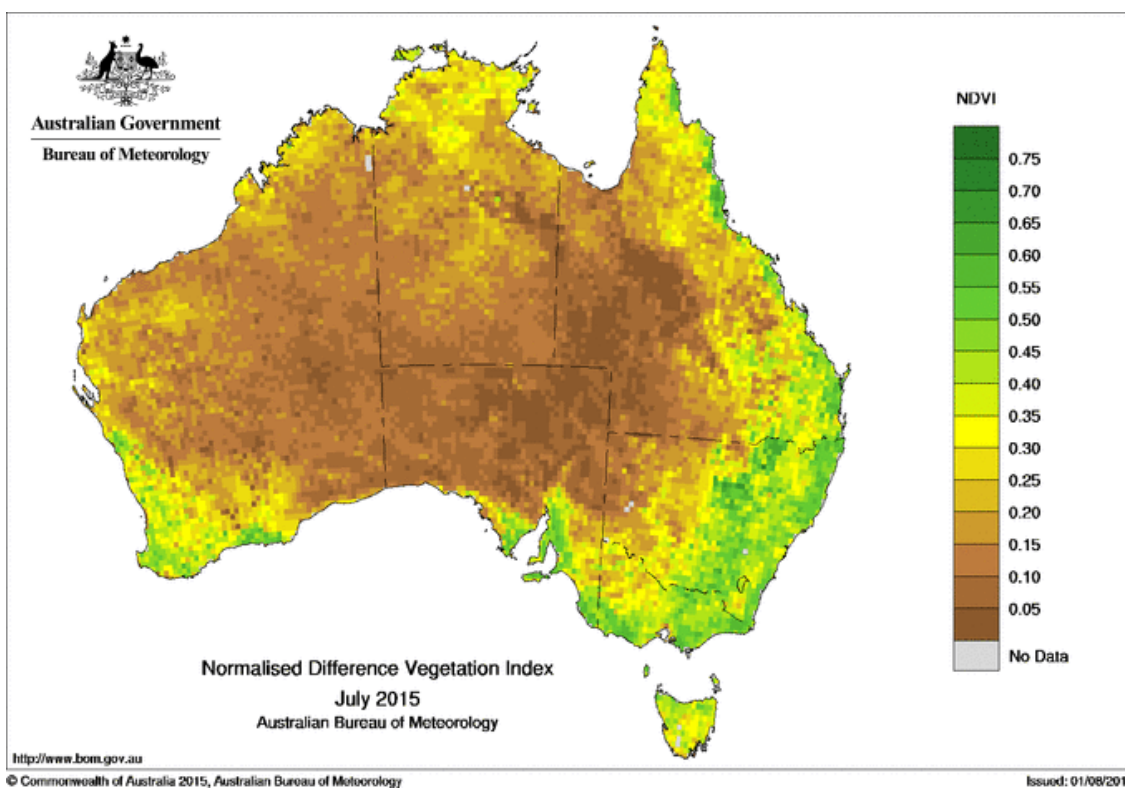
Measure	Indicator	Current Status	Forecast Trend
<b>Sea Surface Temperature Indices</b> 	Pacific Ocean – Niño 3.4	+1.8	 Dry
	Pacific Ocean – Composite Index	+0.4	 Dry
	Indian Ocean	+0.5	 Dry
<b>Mean Sea Level Air Pressure</b> 	Southern Oscillation Index	-18	 Dry/neutral
	Southern Annular Mode	0	 Neutral/wet
<b>Tasman Sea Upper Atmospheric Air Pressure</b> 	Blocking	+10	 Neutral

## Rainfall and temperature guidance summary

Source	Model Accessed	Temperature Forecast	Precipitation Outlook
<a href="#">POAMA Multi-week(BOM)</a>	10 August	Model unavailable	Model unavailable
<a href="#">Japan Met Assoc.</a>	10 August	Below average	Light rain events: 15-21, 22-30 August
<a href="#">Beijing Climate Centre</a>	10 August	Ave Temps	No rain 11-30 August
<a href="#">NCEP (GFS) 16-Day</a>	10 August	N/A	Emerald: no rain events to 24 August Balonne: no rain events to 24 August Darling Downs: light rain 12 & 21 August Border Rvs/Gwydir: no rain events to 24 August Namoi: no significant rain events to 24 August Warren: 15mm 20 August Hillston: light rain 12 & 20 August Hay: 12mm 12 August

## Normalised Difference Vegetation Index (NDVI):

BOM's NDVI for Australia - month of July 2015:



## General circulation model seasonal (3 monthly) outlook:

For August-September 2015:

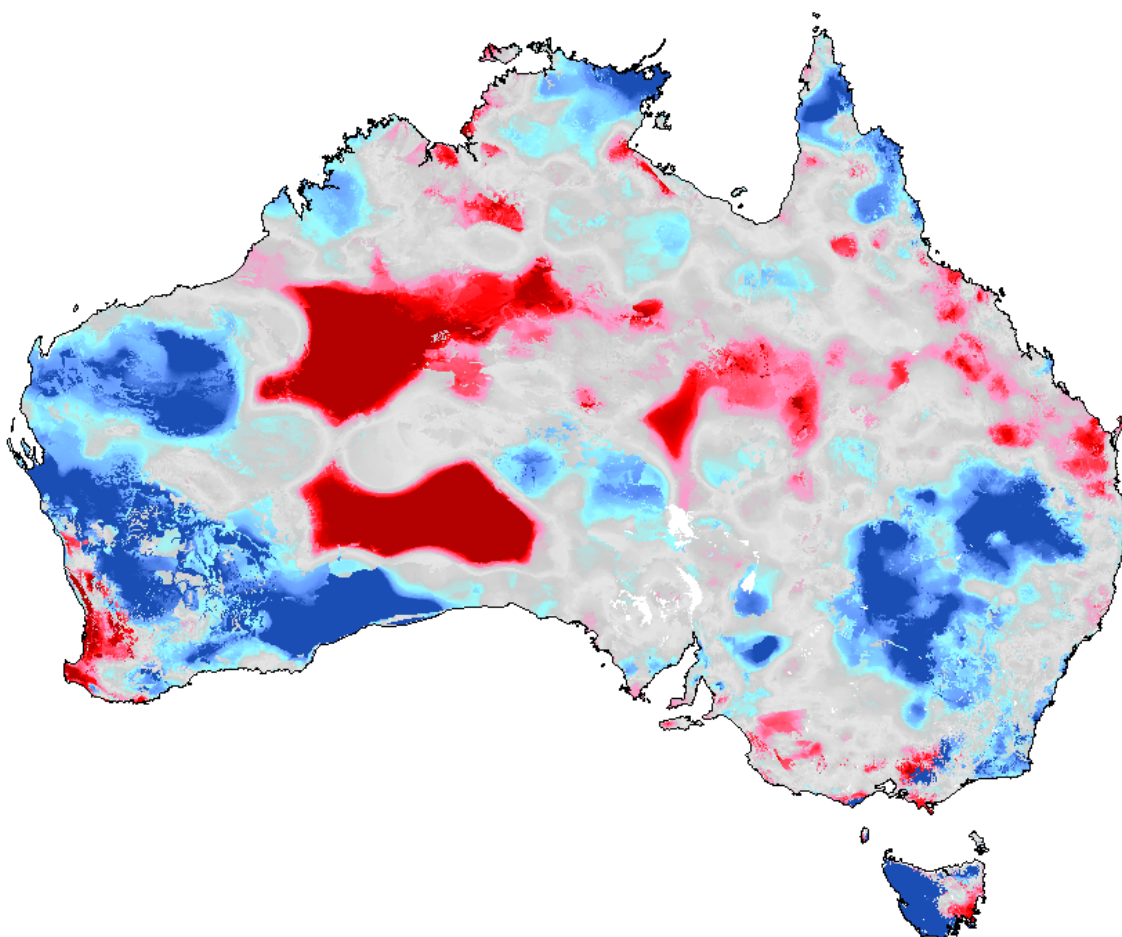
Source	Model Accessed	Temperature Forecast	Precipitation Outlook
<a href="#">POAMA (BOM)</a>	10 August	High Min & Max temps	Average to below Aug-Sept
<a href="#">IRI (USA)</a>	10 August	High temps	Below Average Q'd Average NSW
<a href="#">ECMWF (UK)</a>	10 August	Above ave temps Q'd Ave Temps NSW	Below average throughout
<a href="#">JAMSTEC (JPN)</a>	10 August	Above ave temps Q'd Ave Temps NSW	Below Average Q'd Average NSW

## CSIRO AWAP soil moisture anomaly:

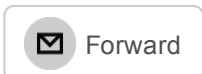
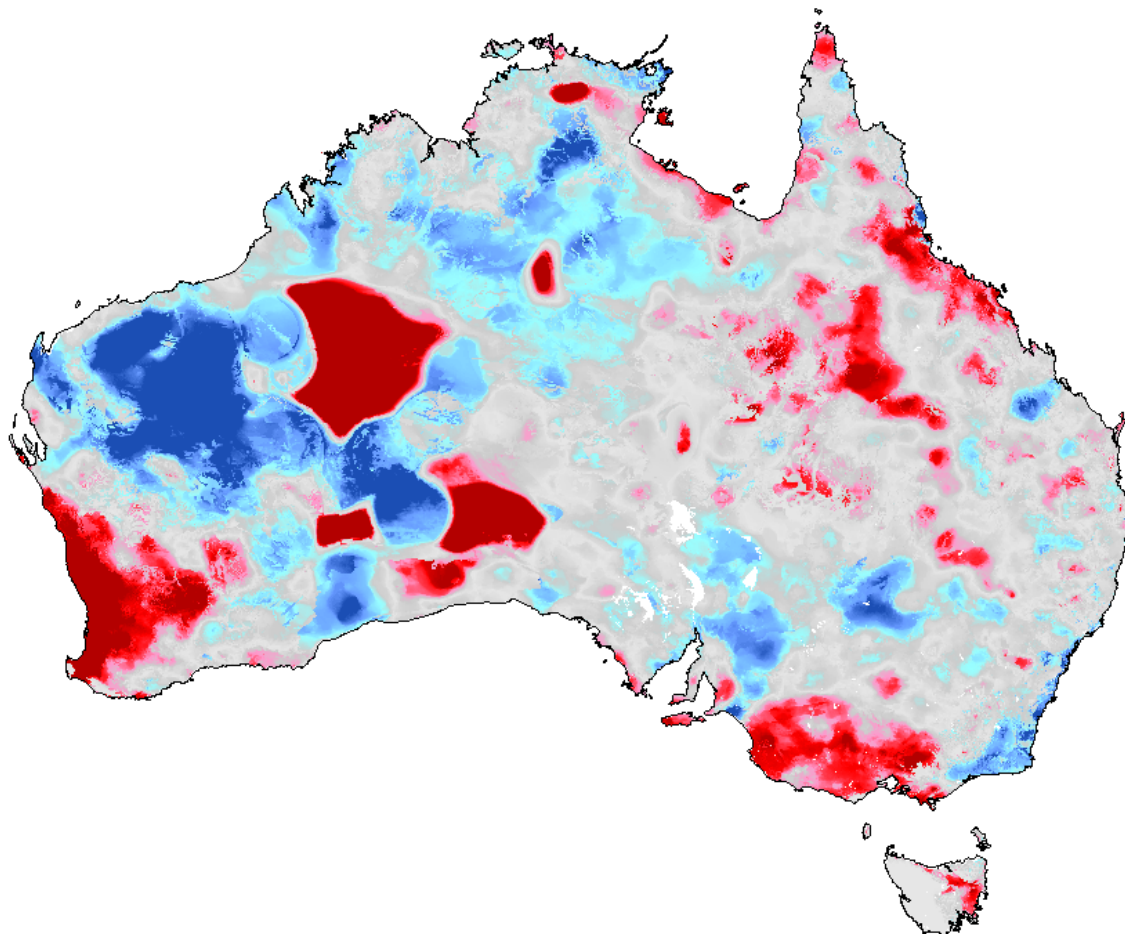
Upper layer:

Percent Rank Relative Soil Moisture (Upper Layer) [%]

2015/07/27 to 2015/08/02



Lower layer:



is a joint initiative of



Best Practice



This project is supported by funding from the Australian government.

Copyright © 2015 CottonInfo, All rights reserved.

[unsubscribe from this list](#) [update subscription preferences](#)

*Before relying on the material in any important matter, users should carefully evaluate its accuracy, currency, completeness and relevance for their purposes, and should obtain any appropriate professional advice relevant to their particular circumstances. Header photo courtesy Cotton Australia and Jamie Condon.*